



WALKER
MANUFACTURING CO.

5925 EAST HARMONY ROAD
FORT COLLINS, CO 80528
(970) 221-5614
WALKERMOWERS.COM

ADVISORY BULLETIN #17256

JANUARY 13, 2017
UPDATED: JUNE 27, 2018

SUBJECT: Transition to Pro-Gear® Gearboxes

MODELS AFFECTED: All Gear Driven Decks with Heavy Duty Gearboxes, S/N 168266 And On

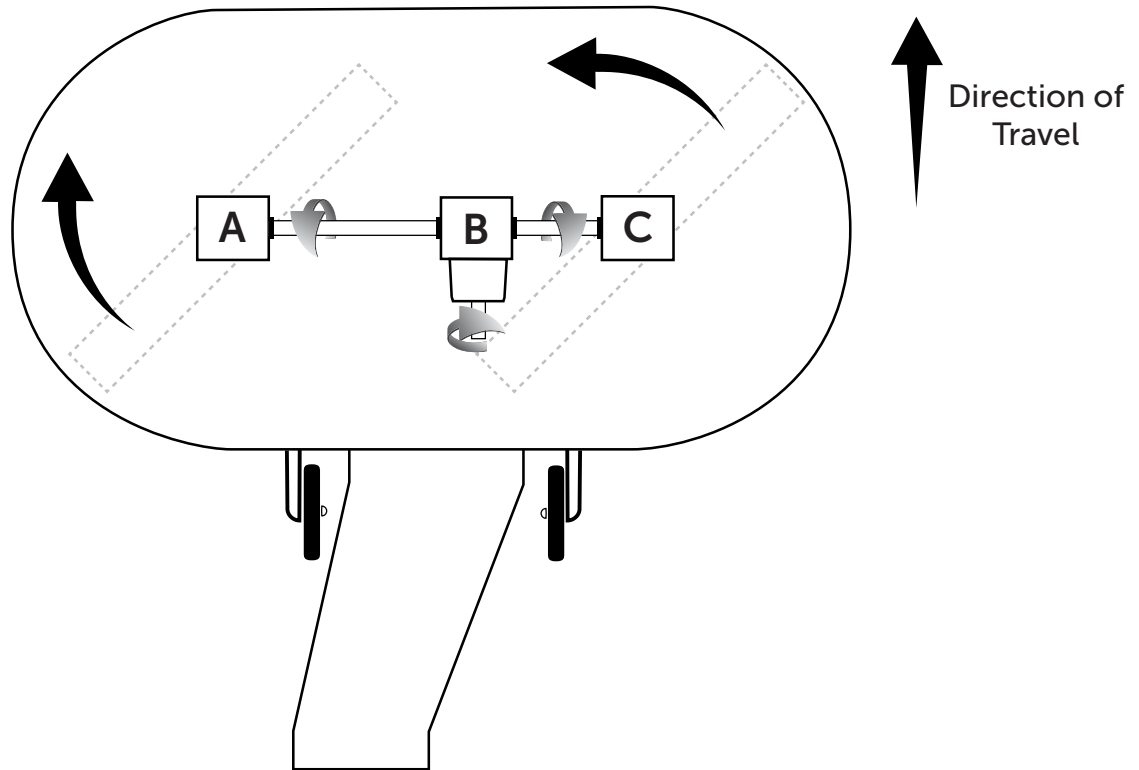
PURPOSE: Walker is making a production change to use Pro-Gear® gearboxes on all gear-driven mower decks equipped with heavy-duty gearboxes. Due to a change in the type of the gears used in the Pro-Gear® gearboxes, there is a **preferred direction** of rotation for the gearbox to give optimum performance and quiet operation. In order to obtain the preferred rotation, it is important to install the gearboxes as identified by the attached diagrams for each mower deck. The diagrams show the gearbox part number, shaft rotation (as viewed from the operator seat), blade rotation, gearbox assembly part number, and the first mower deck production serial number using the Pro-Gear® gearboxes.

The Pro-Gear® gearboxes are a direct replacement part for the Peerless gearboxes used on earlier units and may be used interchangeably when replacing a gearbox on an earlier deck and may be "mixed and matched" with Peerless in the deck gearbox assembly. Just use the information in the attached diagrams when replacing the Peerless gearbox with a Pro-Gear® gearbox to get the correct part number.

NOTE: This bulletin will be periodically updated with the beginning production serial numbers as new decks are transitioned to Pro-Gear®.



Collection Decks - Standard Rotation



View from Operator's Seat

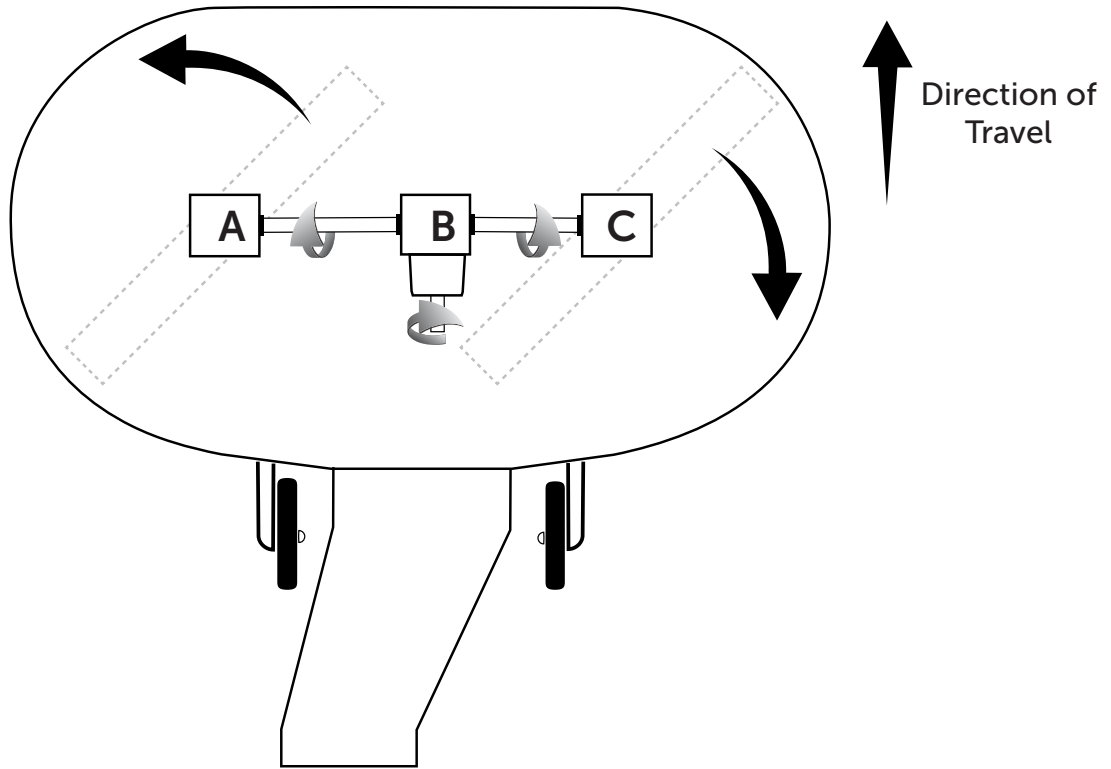
Deck	Beginning S/N	Gearbox A P/N	Gearbox B P/N	Gearbox C P/N	Gearbox Assembly P/N
DC42-2	169017	5052-13	5051-5	5053-13	6711-5
DC42V-2	169285	5052-14	5051-5	5053-14	6711-6
DC48-2	169634	5052-13	7751-11	5053-13	6711-10
DC48V-2	170850	5052-14	7751-11	5053-14	6711-11

Orientation of gearboxes as viewed from the operator's seat



Verify shaft rotation is correct

Collection Decks - Reverse Rotation



View from Operator's Seat

Deck	Beginning S/N	Gearbox A P/N	Gearbox B P/N	Gearbox C P/N	Gearbox Assembly P/N
DC36R-2	170393	5053-9	5051-5	5052-9	6711-1
DC42R-2	168927	5053-13	5051-5	5052-13	6711-4
DC42RV-2	169910	5053-13	5051-5	5052-13	6711-4
DC48R-2	169671	5053-13	7751-18	5052-13	6711-9
DC48RV-2	169683	5053-13	7751-18	5052-13	6711-9
DC52R-2	169723	5053-13	7751-18	5052-13	6711-14
DC52RV-2	169747	5053-13	7751-18	5052-13	6711-14
DU42-2	169133	5053-13	5051-5	5052-13	6711-4
DU48-2	169142	5053-13	5051-5	5052-13	6711-13

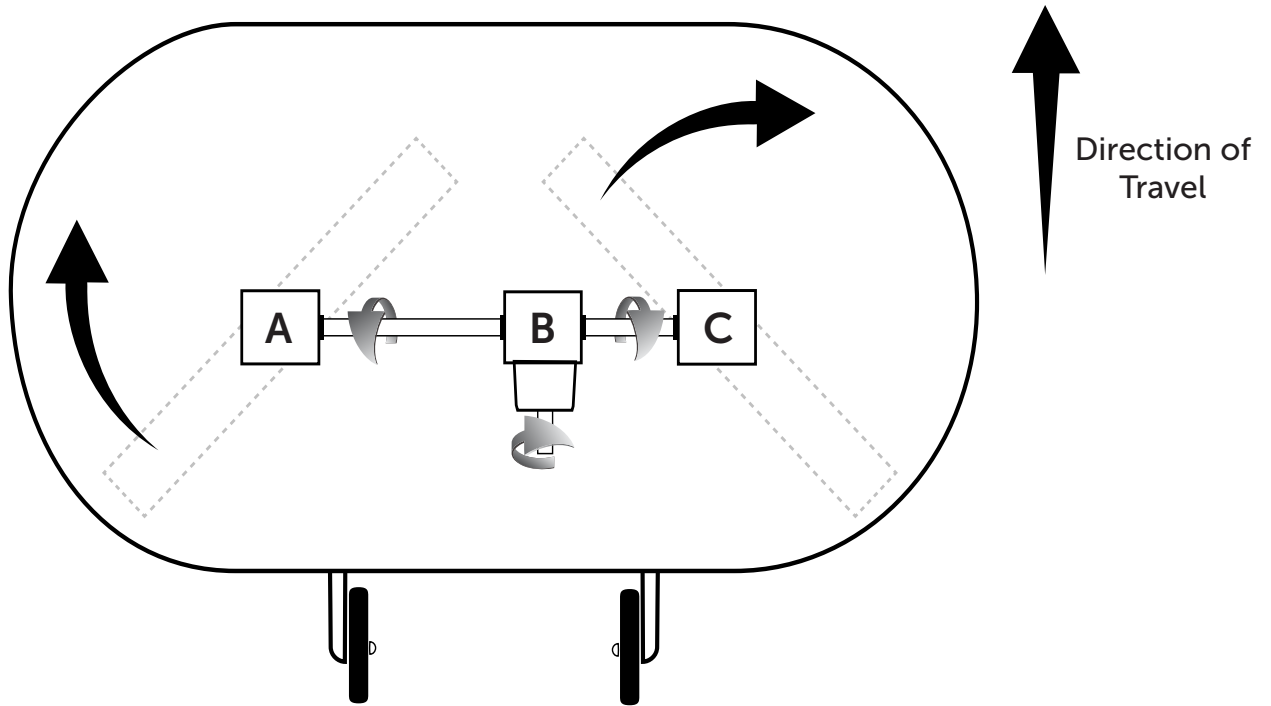
Orientation of gearboxes as viewed from the operator's seat



Verify shaft rotation is correct



Mulching Decks



View from Operator's Seat

Deck	Beginning S/N	Gearbox A P/N	Gearbox B P/N	Gearbox C P/N	Gearbox Assembly P/N
DM36-2	171282	5052-16	5051-5	5053-16	6711-2
DM42-2	168381	5052-13	5051-5	5053-3	6711-7
DM42A-2	171490	5052-15	5051-5	5053-15	6711-8
DM42B-2	168952	5052-13	5051-5	5053-3	6711-7
DM48-2	168266	5052-13	5051-5	5053-3	6711-12

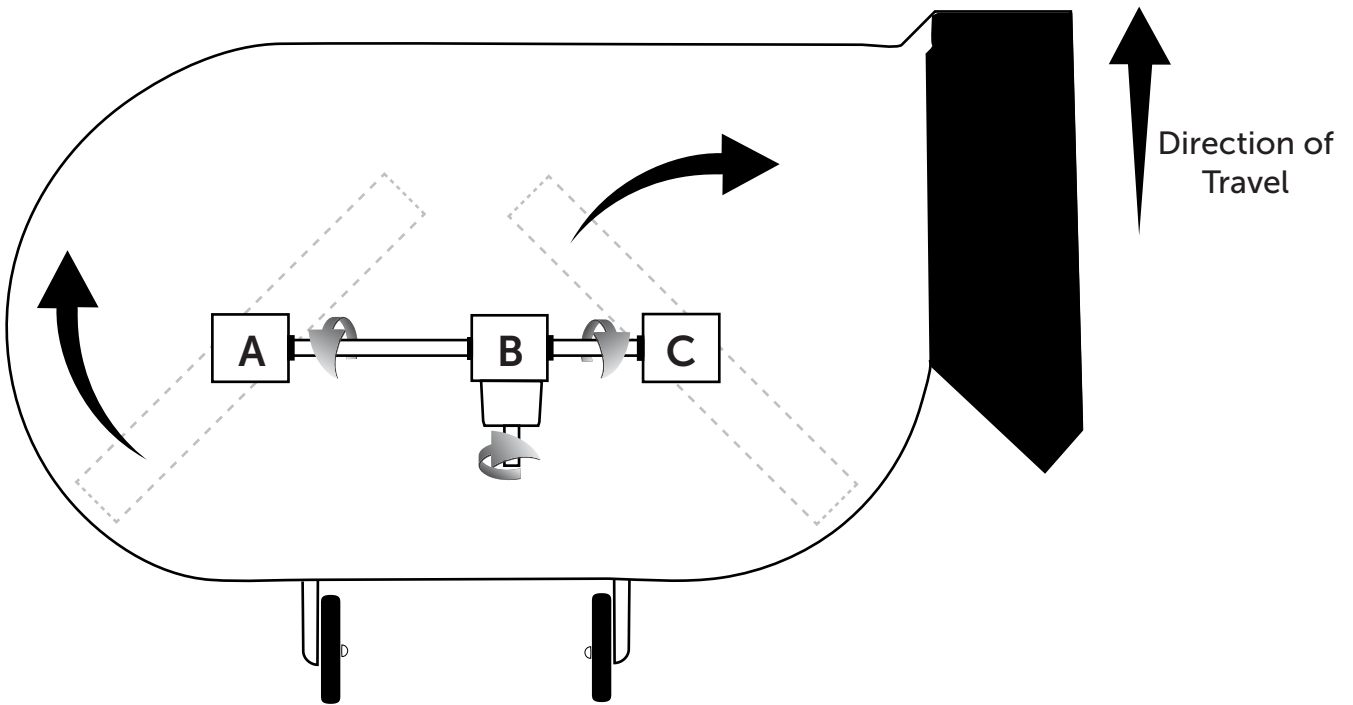
Orientation of gearboxes as viewed from the operator's seat



Verify shaft rotation is correct



Side Discharge Decks



View from Operator's Seat

A |

Deck	Beginning S/N	Gearbox A P/N	Gearbox B P/N	Gearbox C P/N	Gearbox Assembly P/N
DS36-2*	169356 And Prior	5052-9	5051-5	5053-7	6711-18
DS36-2	169357	5052-9	5051-5	5053-7	6711-3
DS42-2	176543	5052-13	5051-5	5053-3	6711-7
DS42B-2	168736	5052-13	5051-5	5053-3	6711-7
DS48-2	168939	5052-13	5051-5	5053-3	6711-12
DS48B-2	168742	5052-13	5051-5	5053-3	6711-12

* Gearbox assembly 6711-18 is 1 inch shorter than 6711-3 and deck housing S/N 169356 and prior will not accommodate gearbox assembly 6711-3.

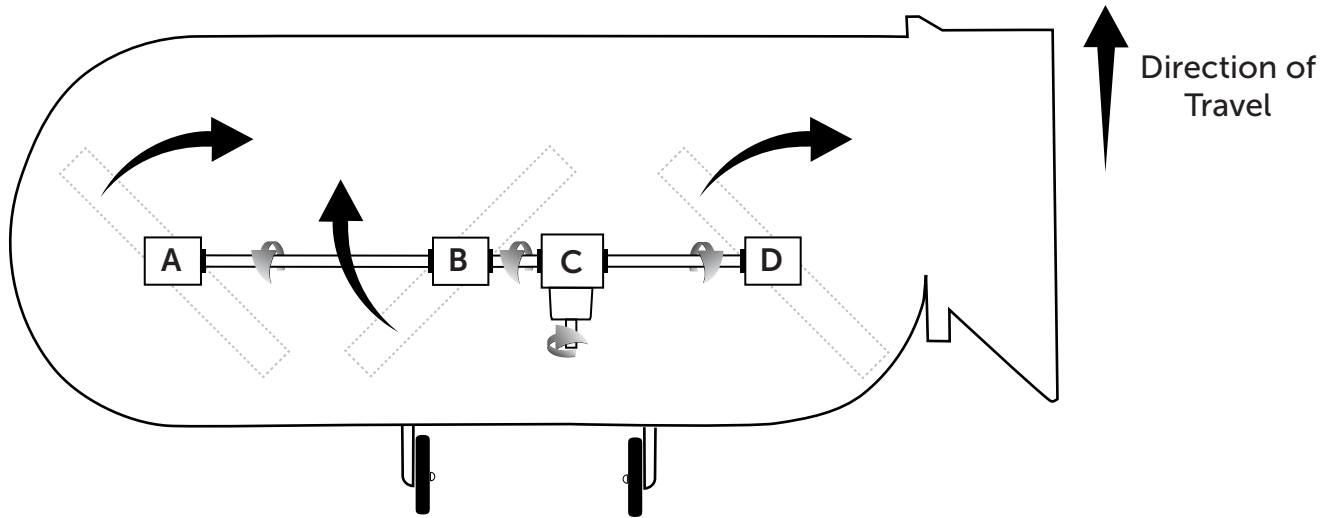
Orientation of gearboxes as viewed from the operator's seat



Verify shaft rotation is correct



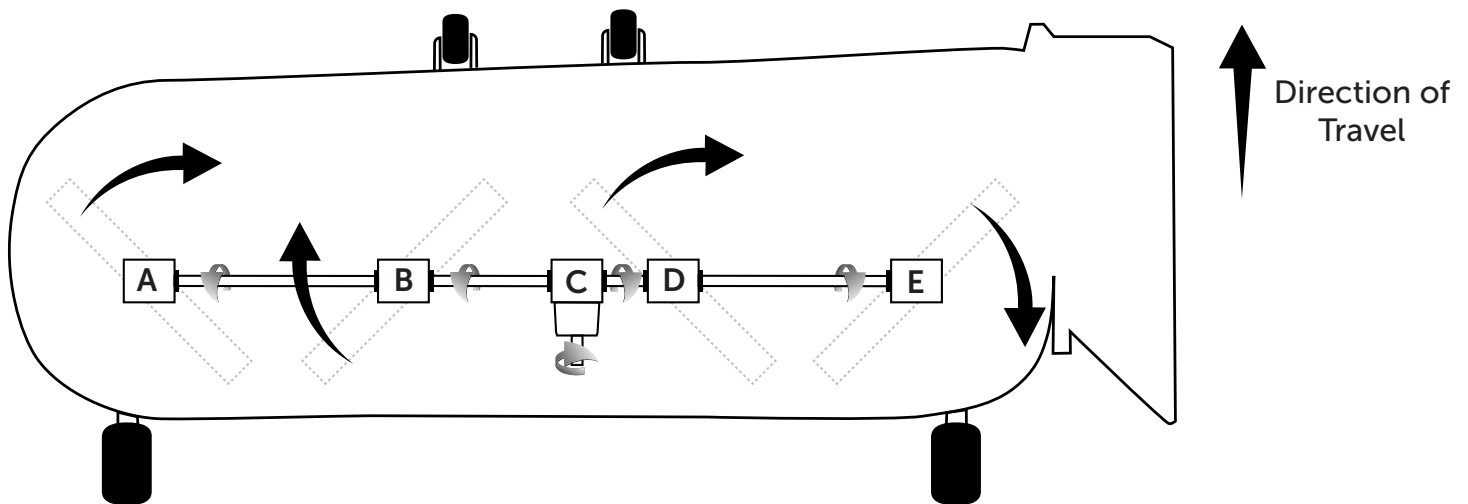
Side Discharge Decks (with three blades or more)



View from Operator's Seat

Deck	Beginning S/N	Gearbox A P/N	Gearbox B P/N	Gearbox C P/N	Gearbox D P/N	Gearbox Assembly P/N
DS56-2	168794	5052-9	5058-3	5051-5	5053-7	6711-15

Orientation of gearboxes as viewed from the operator's seat



View from Operator's Seat

Deck	Beginning S/N	Gearbox A P/N	Gearbox B P/N	Gearbox C P/N	Gearbox D P/N	Gearbox E P/N	Gearbox Assembly P/N
DS74-2	168601	5052-9	5058-3	5051-5	5058-3	5053-7	6711-16

Orientation of gearboxes as viewed from the operator's seat

